

Product Information

# Pressure Transmitter EPS2



- Measuring cell made of stainless steel, hermetically welded
- Analog signal 4..20 mA (two-wire)
- Very rapid reaction time thanks to analog signal path with mixed signal ASIC
- Ranges from 0.6..2000 bar relative pressure
- Robust full metal housing
- Class: 0.5 % standard
- Working temperature -40 °C to +100 °C
- Poly-Si on SiO<sub>2</sub> (thin film resistors)
- M12x1 plug system (or others on request)

## Characteristics

The pressure transducer measures pressures in liquids and gases. It has the following applications:

- Hydraulics
- Testing technology
- Pneumatics
- Industrial robots
- Mobile systems
- Process control
- Air-conditioning + heating
- Water technology
- Vehicle technology

The stainless steel membrane is fitted with a polysilicon thin film cell, completely vacuum-tight, extremely burst resistant, and it can be used in all applications which are compatible with stainless steel. The analog measuring path, which is conditioned by means of an ASIC, permits the most rapid response times, with the need for only a few components. The sensors are calibrated digitally, and the components have very good long term stability and a small total error.

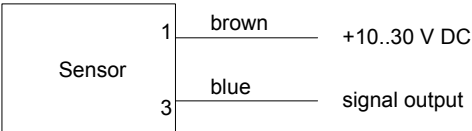
## Technical data

<b>Sensor</b>	thin film pressure measurement bridge on stainless steel membrane		
<b>Process connection</b>	male thread G 1/4 A		
<b>Pressure type</b>	relative pressure		
<b>Metering ranges in bar</b>	<b>Range</b>	<b>Permitted overload pressure</b>	<b>Burst pressure</b>
● = preferred types	0.. 0.6	1.2	2.4
	0.. 1.0	2.0	3.0 ●
	0.. 2.0	4.0	6.0 ●
	0.. 2.5	5.0	7.5
	0.. 4.0	8.0	12.0
	0.. 6.0	12.0	18.0 ●
	0.. 10.0	20.0	30.0 ●
	0.. 16.0	32.0	48.0
	0.. 25.0	50.0	75.0 ●
	0.. 40.0	80.0	120.0 ●
	0.. 60.0	120.0	180.0
	0.. 100.0	200.0	300.0 ●
	0.. 160.0	320.0	480.0
	0.. 250.0	500.0	750.0 ●
	0.. 400.0	600.0	800.0 ●
	0.. 600.0	900.0	1200.0 ●
	0..1000.0	1200.0	1500.0 ●
	0..1600.0	1920.0	2400.0
	0..2000.0	2400.0	3000.0
<b>Measurement accuracy</b>	accuracy class 0.5		
	total error (Non-linearity + hysteresis + temperature effect + repeatability):		
	-40..+20 °C	±3 % typically ±2 %	
	-20..+85 °C	±1 % typically ±0.7 %	
	85..100 °C	±2.5 % typically ±1.5 %	
<b>Response time</b>	(10..90 %) < 1 ms		
<b>Pressure resistance</b>	corresponds to metering range		
<b>Media temperature</b>	-40..+125 °C		
<b>Ambient temperature</b>	-40..+105 °C		
<b>Storage temperature</b>	-40..+125 °C		
<b>Media</b>	fluids and gases		
<b>Materials medium-contact</b>	1.4301		
<b>Materials, non-medium-contact</b>	Housing	stainless steel	
	Seal	FKM	
<b>Supply voltage</b>	12..32 V DC		
<b>Analog output</b>	4..20 mA two-wire		
<b>Load</b>	max. (battery voltage -12 V) / 20 mA		
<b>Electrical connection</b>	for round plug connector M12x1, 4-pole		
<b>Reversal polarity protected</b>	yes		
<b>Ingress protection</b>	IP 65 / 67		
<b>Weight</b>	approx. 0.2 kg		
<b>Conformity</b>	CE		

**Product Information**

<b>EMC</b>	interference radiation DIN EN 55011: < 30 dB µV/m Interference immunity DIN EN 61000-4-3: 25 V/m
<b>Shock test</b>	1 m onto steel plate (as per IEC68-2-32) Vibration 20 g (as per IEC 68-2-6 and 68-2-36)

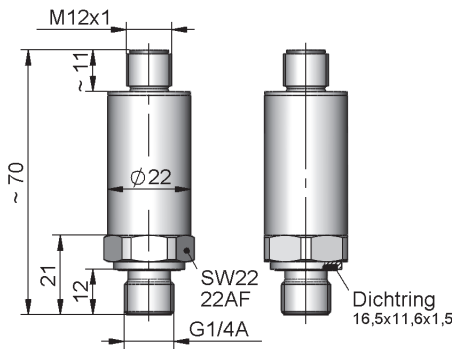
**Wiring**



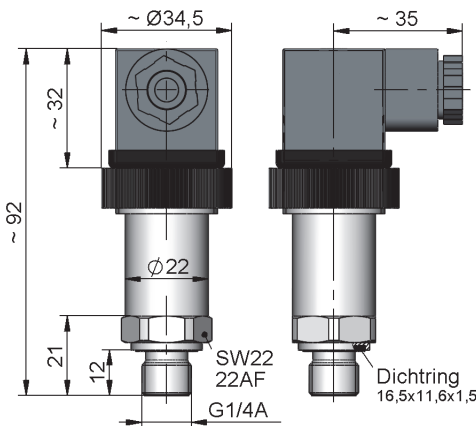
Before the electrical installation, it must be ensured that the supply voltage corresponds with the data sheet.

**Dimensions**

EPS2-....S



EPS2-....B



**Handling and operation**

**Installation**

The pressure transducers are screwed into a nozzle or a T-piece in the pipework. The seal is made by means of the integrated ED sealing ring. The installation of the pressure transducer should result in no significant reduction of the cross-section of the pipework. When tightening the pressure transducer, use only the hexagonal spanner (SW22) specifically provided. Avoid installation locations with high pressure surges (see permitted overload pressure).

**Ordering code**

EPS2 -  1.  2.  3.  4.  5.

EPS2 -  **R** **K** **008**

○ = Option

<b>1. Metering range</b>	
00006	○ 0.. 0.6 bar
00010	0.. 1.0 bar
00020	0.. 2.0 bar
00025	○ 0.. 2.5 bar
00040	○ 0.. 4.0 bar
00060	0.. 6.0 bar
00100	0.. 10.0 bar
00160	○ 0.. 16.0 bar
00250	0.. 25.0 bar
00400	0.. 40.0 bar
00600	○ 0.. 60.0 bar
01000	0.. 100.0 bar
01600	0.. 160.0 bar
02500	0.. 250.0 bar
04000	0.. 400.0 bar
06000	0.. 600.0 bar
10000	0..1000.0 bar
16000	○ 0..1600.0 bar
20000	○ 0..2000.0 bar
<b>2. Pressure type</b>	
R	relative pressure
<b>3. Connection material</b>	
K	stainless steel 1.4571
<b>4. Connection size</b>	
008	male thread G 1/4 A
<b>5. Electronic connection</b>	
S	for round plug connector M12x1, 4-pole
B	○ plug DIN 43650-A / ISO 4400

**Options**

- Special measuring ranges

**Accessories**

- Cable/round plug connector (KB...) see additional information "Accessories"